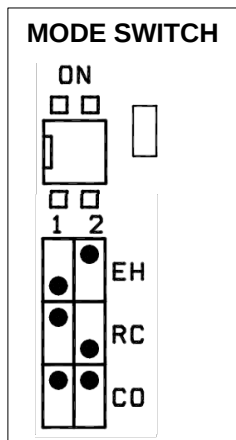
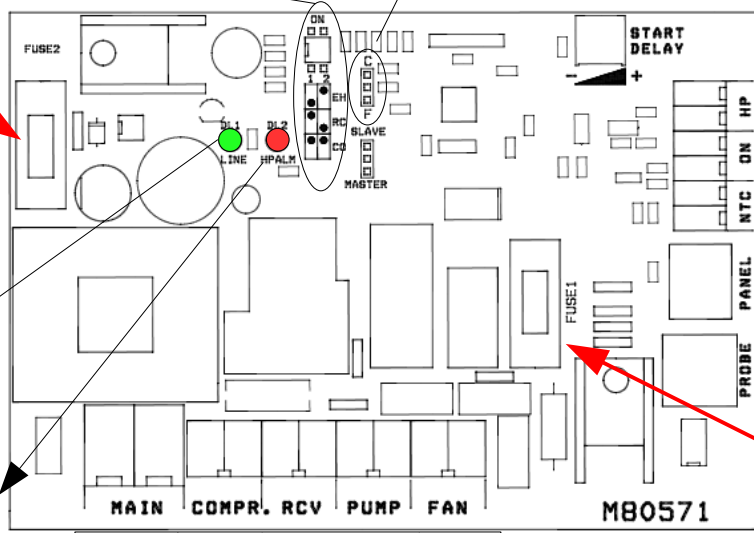


MK3 v.2011 POWERBOARD CONNECTION



FUSE2 = 0,5 A

Move the JUMPER to Select TEMPERATURE Mode (°C-°F)



HIGH PRESSURE SWITCH (HPS)



POWER LED (Line)
ON - When Board is powered


HPS LED (HPALM)
ON - When HPS is open = alarm engaged

FUSE1 = 6,3 A

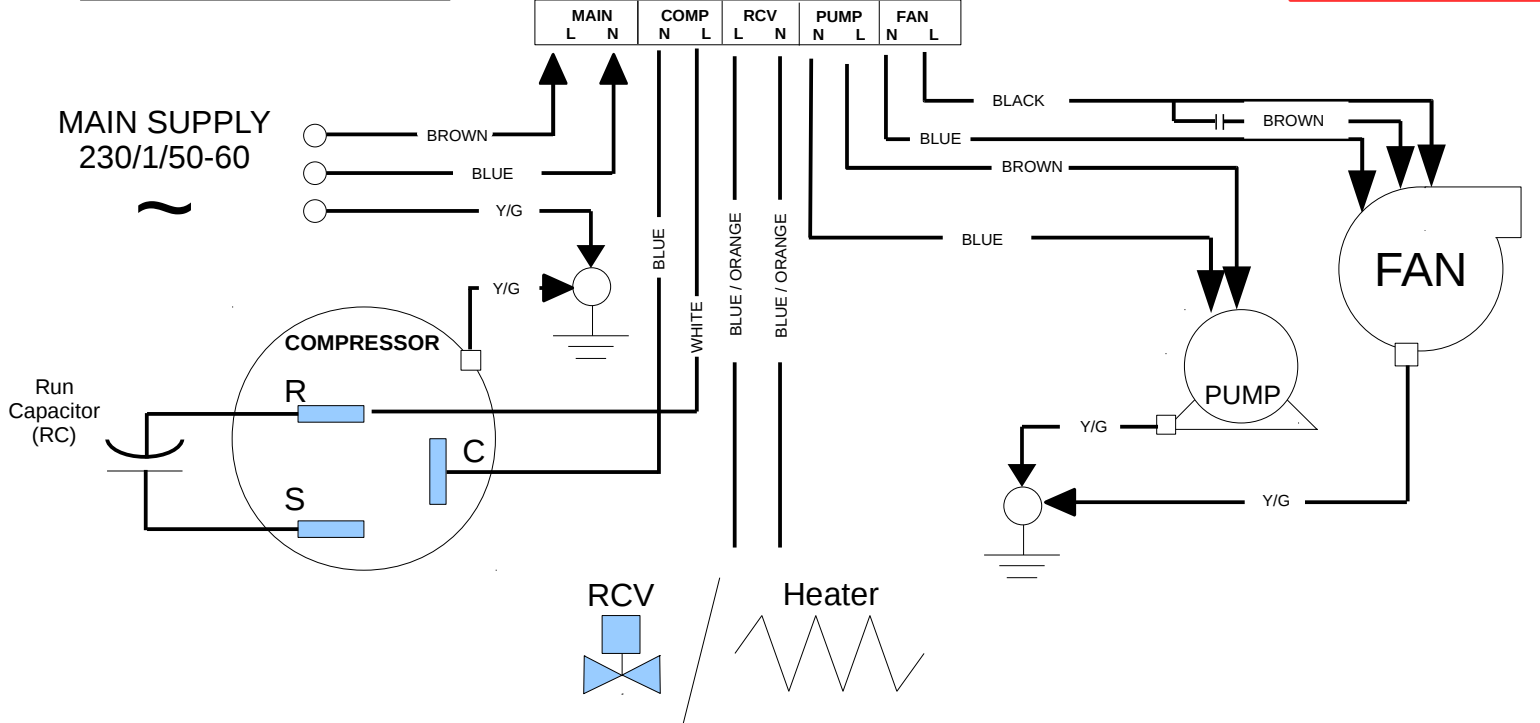
External Probe (Optional)

ATTENTION

SWITCH MODE FOR OLDER VERSION



DIP SWITCH LEGEND
 1-ON / 2-ON = P0 = COOL ONLY Unit (CO)
 1-ON / 2-OFF = P1 = Unit with ELECTRICAL HEATING (EH)
 1-OFF / 2-ON = P2 = Unit with REVERSE CYCLE (RC)
 1-OFF / 2-OFF = nP = No Program Selected



C845 03/2011